

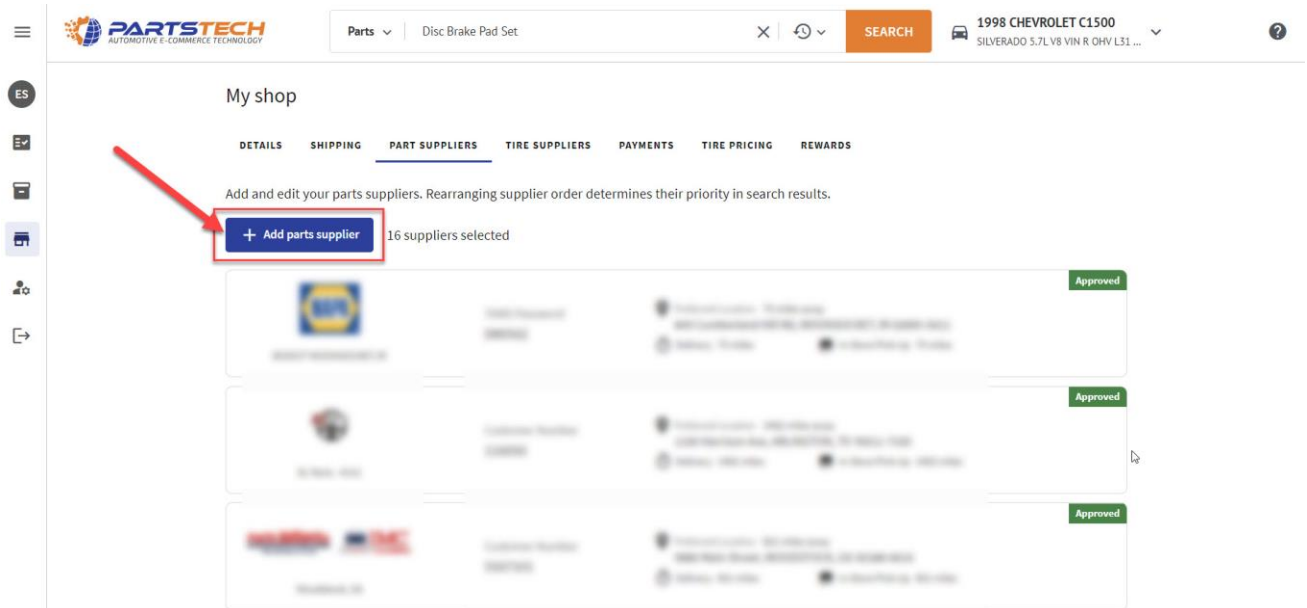
How to Setup Transtar on PartsTech



Step 1: Navigate to the [My Suppliers](#) Tab & Click "+Add parts supplier"

If you are already logged in to your PartsTech Account you can [just click here](#) to get to your "[My Suppliers](#)" tab.

Click on the "+ Add parts supplier" button to open the supplier map. You can search for suppliers by zip code or by supplier name. If you need help searching for and adding new suppliers to your PartsTech account [click here](#) to see our help guide.

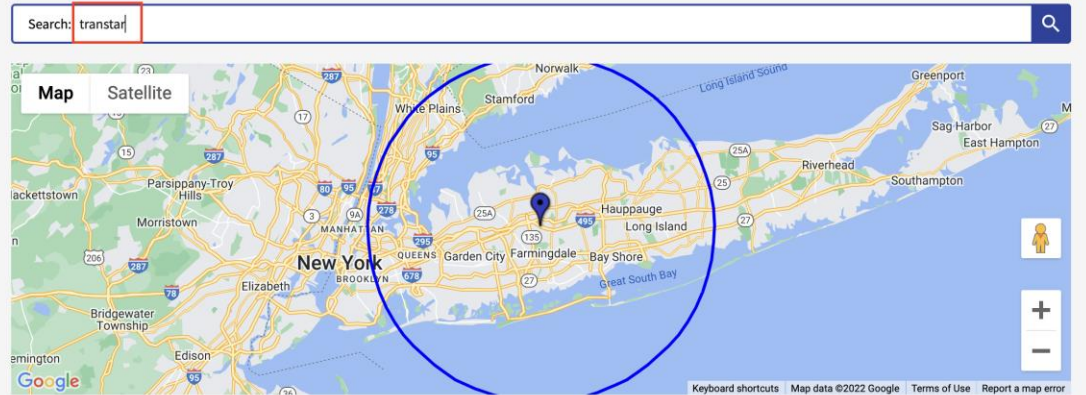


Use the Search Bar and Search for "Transtar" and Click the "+" Button to Add Transtar to your account.

× Add part suppliers

My suppliers

You haven't selected any suppliers yet



TRANSTAR
TRANSTAR INDUSTRIES, INC.

Plainview, NY

📍 125 Newtown Road, Suite 400,
PLAINVIEW, NY 11803-4314

+9 more locations

🚚 Delivery 66 miles

+

Done

Enter Your Wholesale Account Information


In order to connect your supplier to PartsTech, you'll need to enter your wholesale account information

For Transtar you'll need to enter the info you use to log in to <https://transend.us/action/login> :

- Transend Username
- Transend Password

Click 'Submit' and You Should See an "Approved" Icon If Your Credentials Are Correct.

✕ Add supplier



Plainview, NY
125 Newtown Road, Suite
400, PLAINVIEW, NY 11803-
4314

(516) 249-2270

Setup requires your current (transend.us) username & password.

Username

Password

Location

[Cancel](#)

Don't have an account with this supplier?
In order to connect this supplier to your PartsTech account please reach out to the supplier and set up a wholesale account with them.

Delivery

66 miles